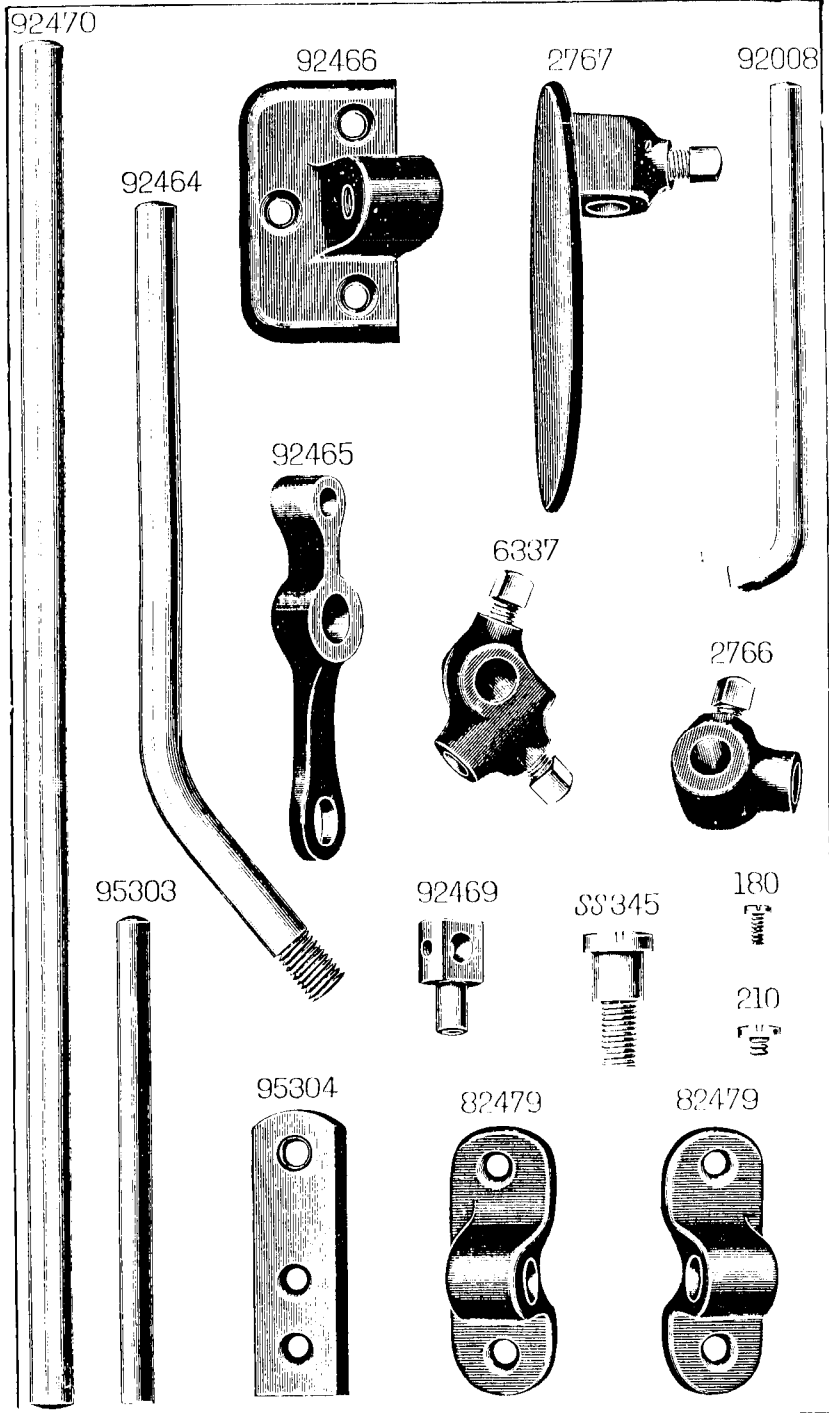


**SINGER**  
**46K34,K35,K37,K39,K46**


Form K2711  
Sup'des K2390  
October, 1925



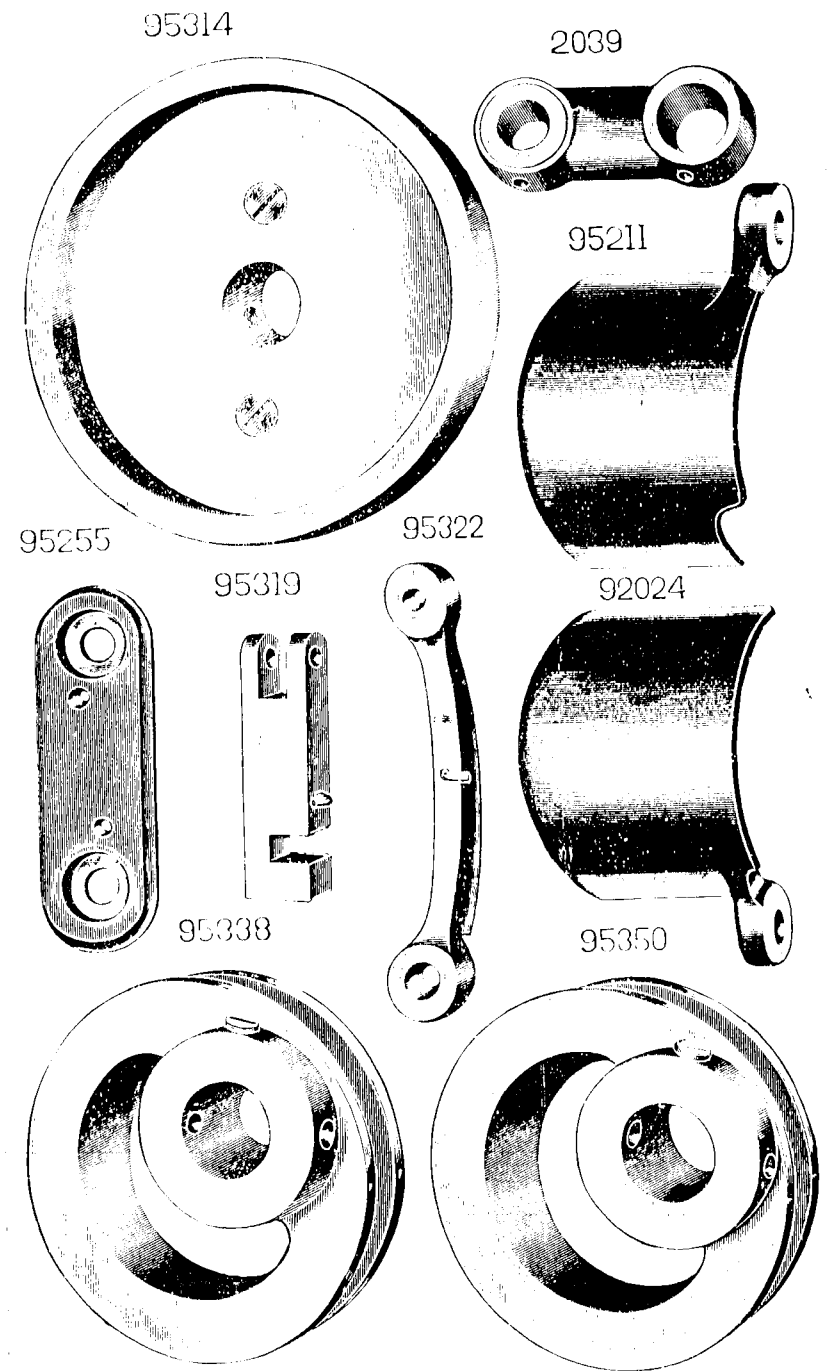
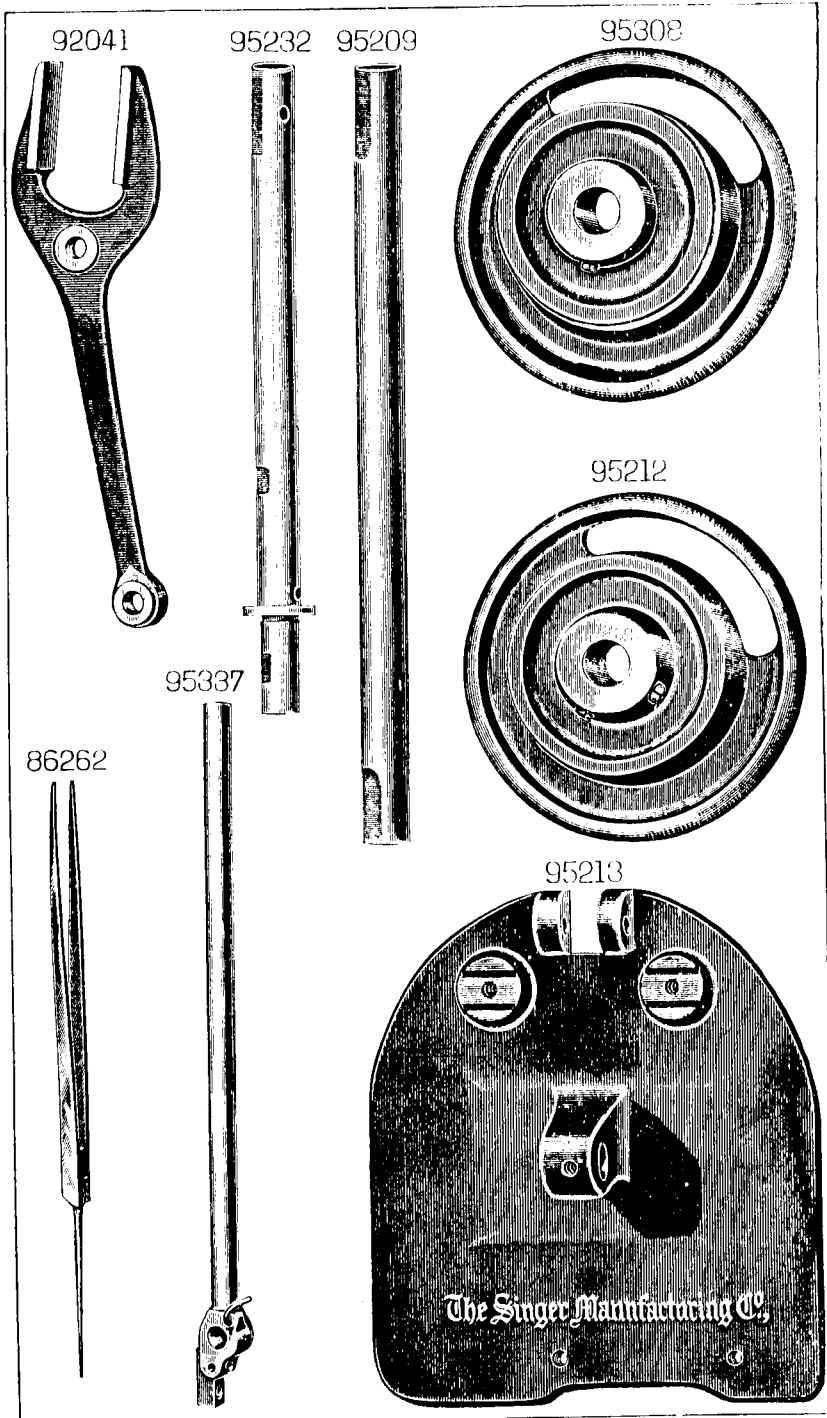
# ILLUSTRATED LIST OF PARTS

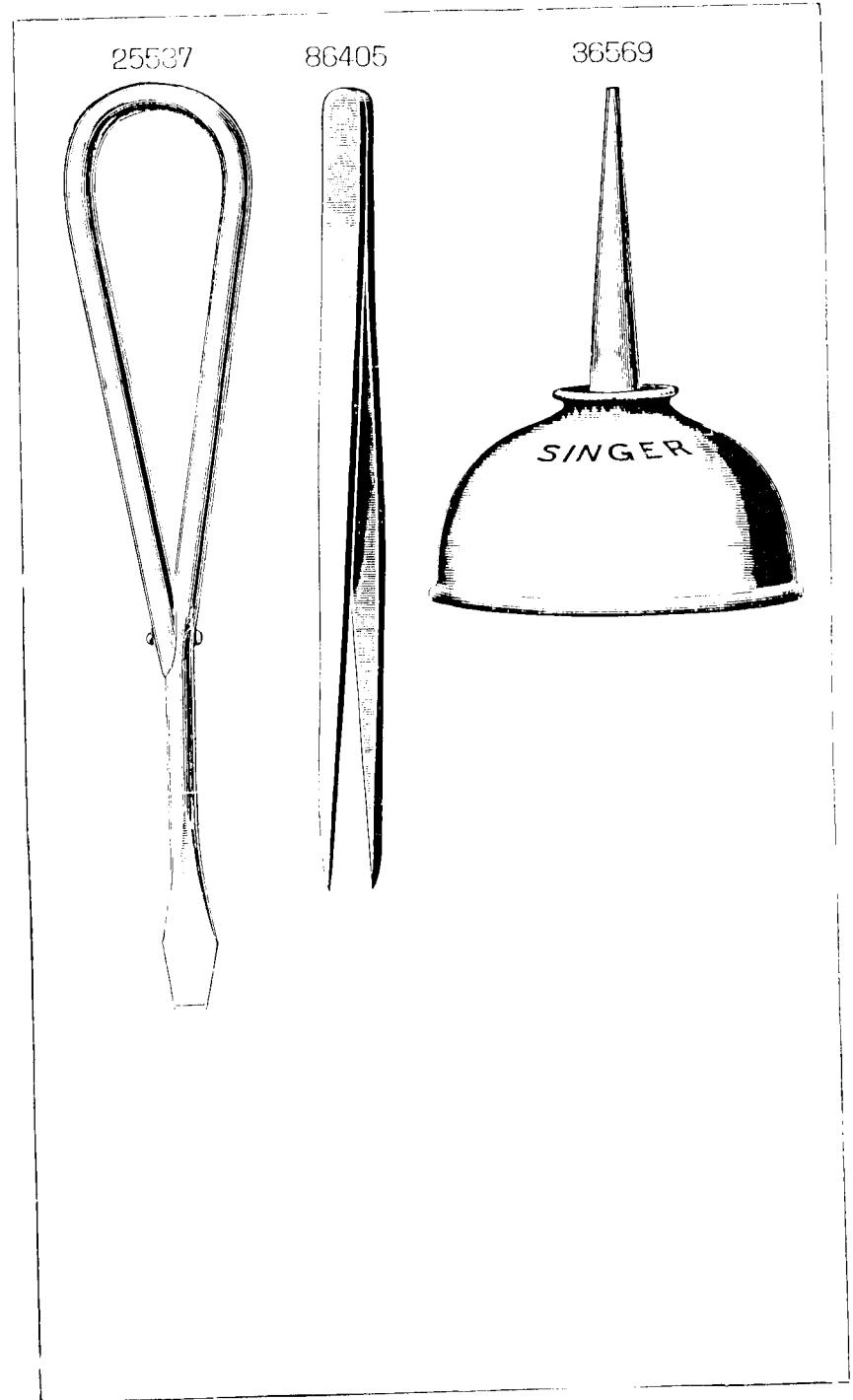
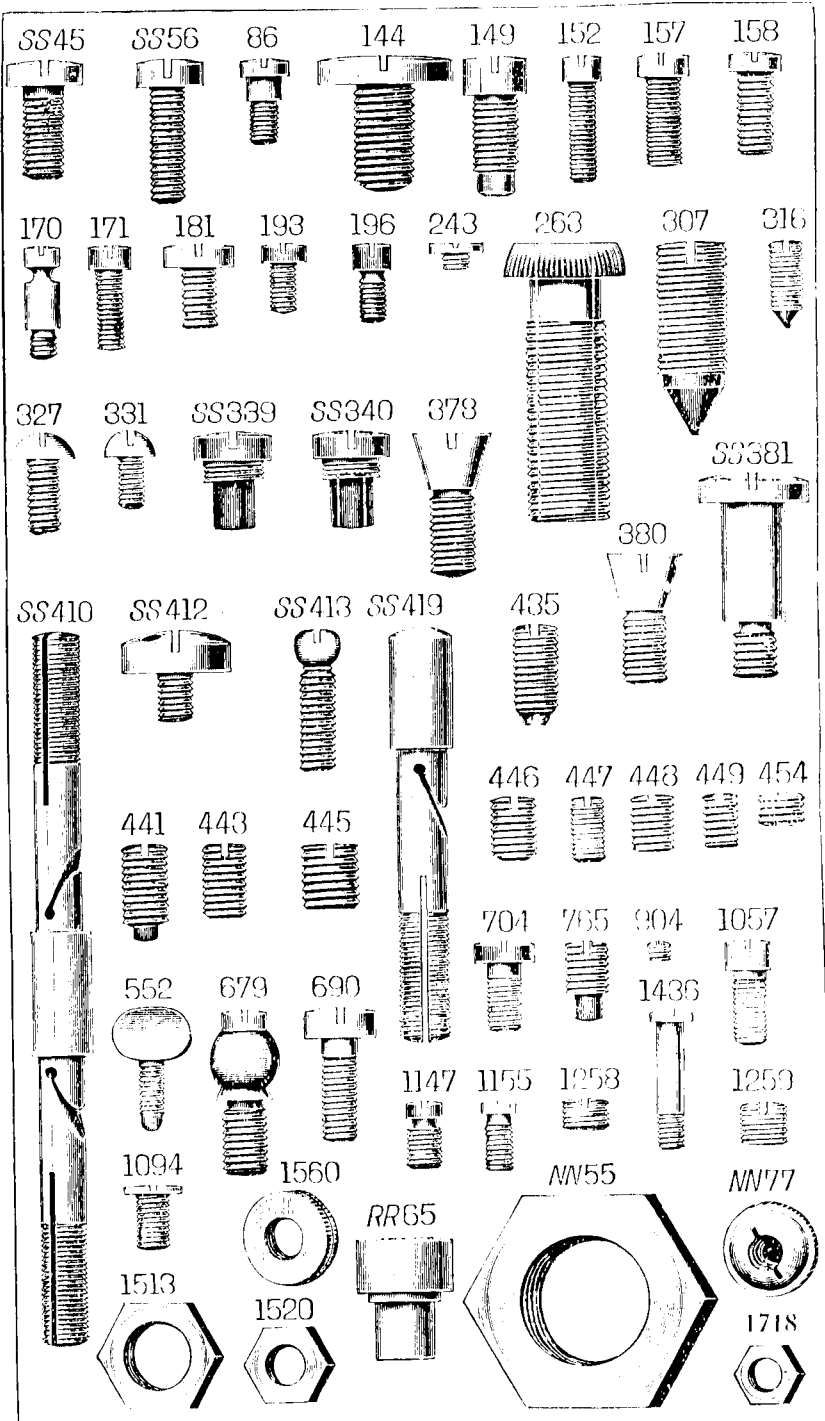
FOR

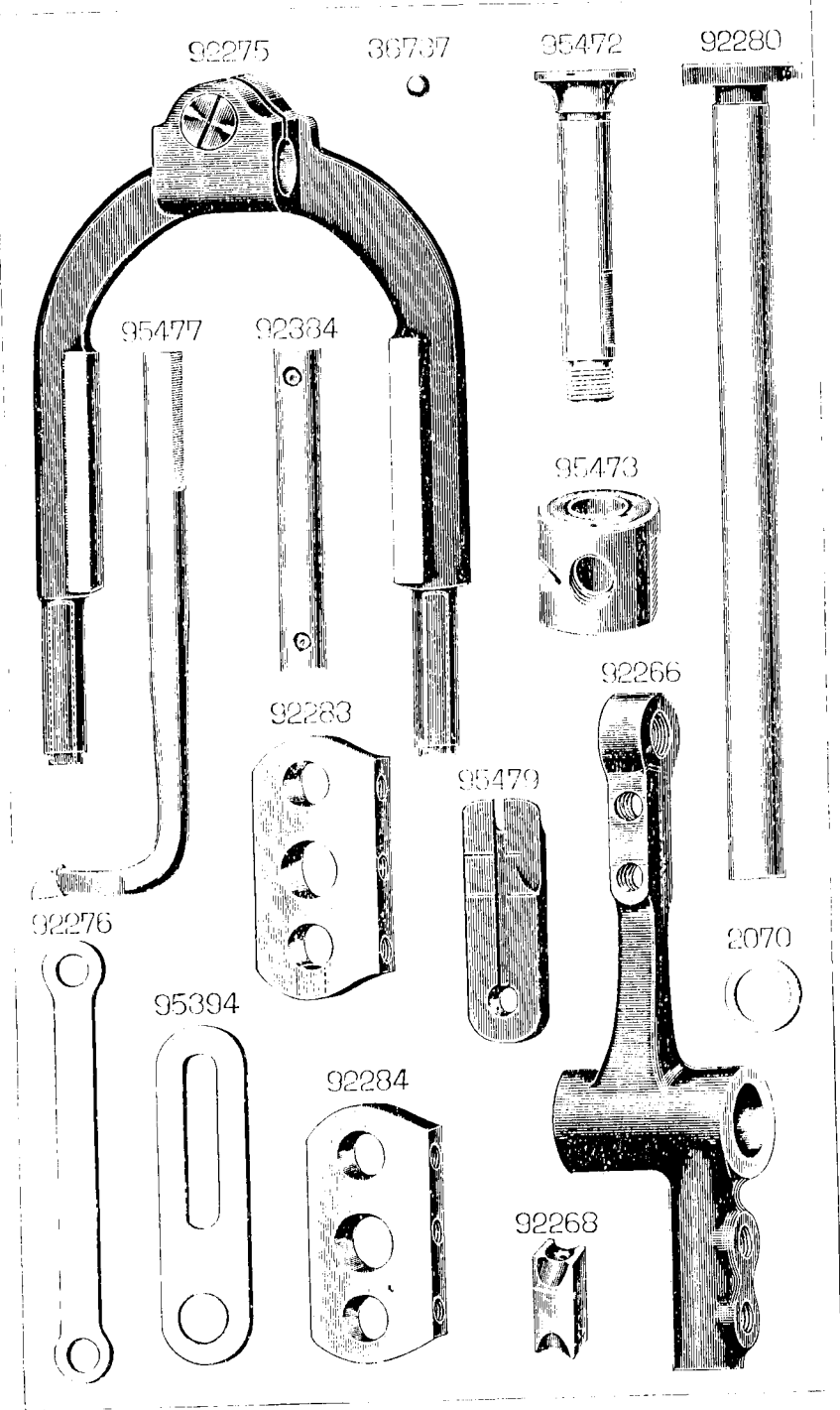

Nos. 46K34, 46K35, 46K37 to  
46K39 and 46K46 MACHINES



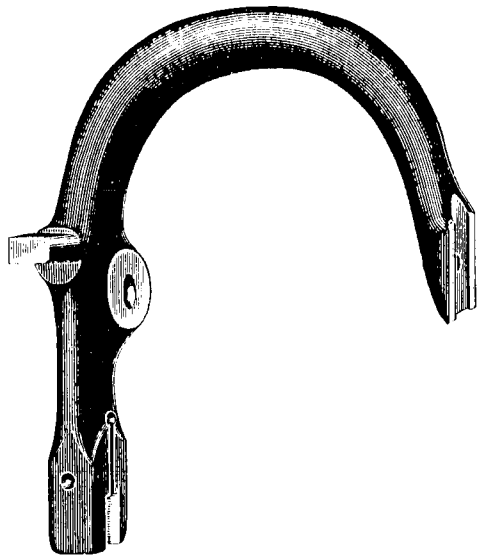
THE SINGER MANUFACTURING COMPANY



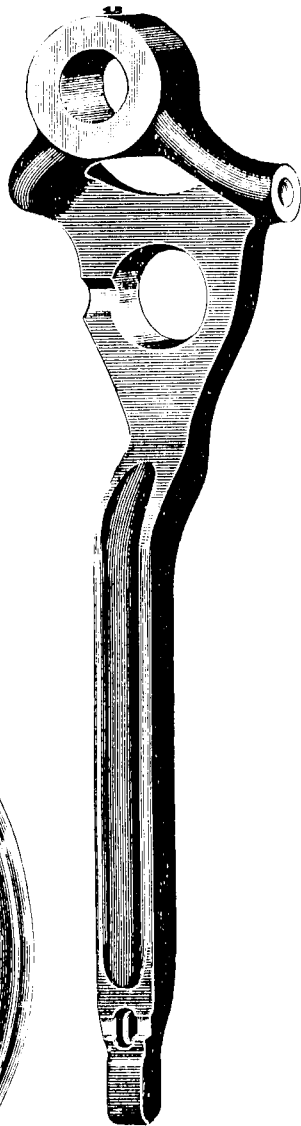





95440



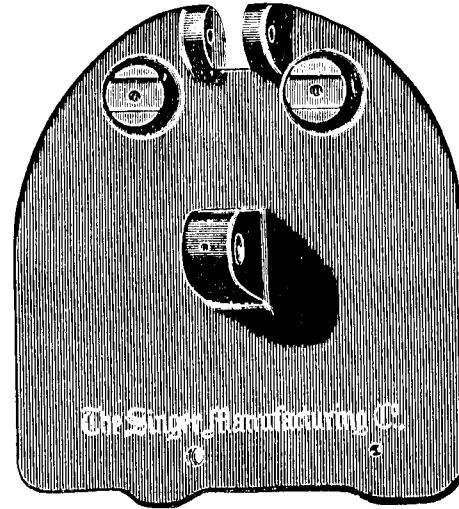
62301



95414



95415



95433




95423




95478

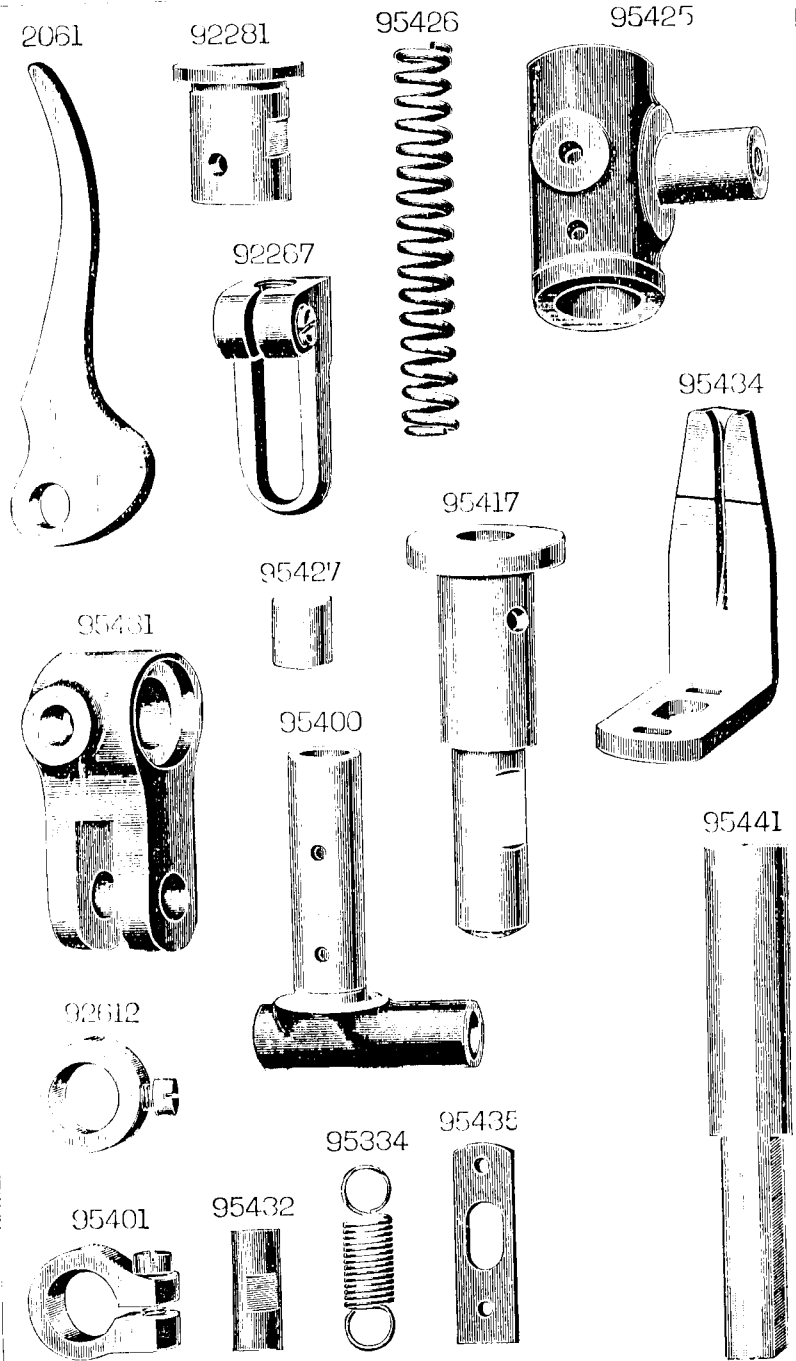
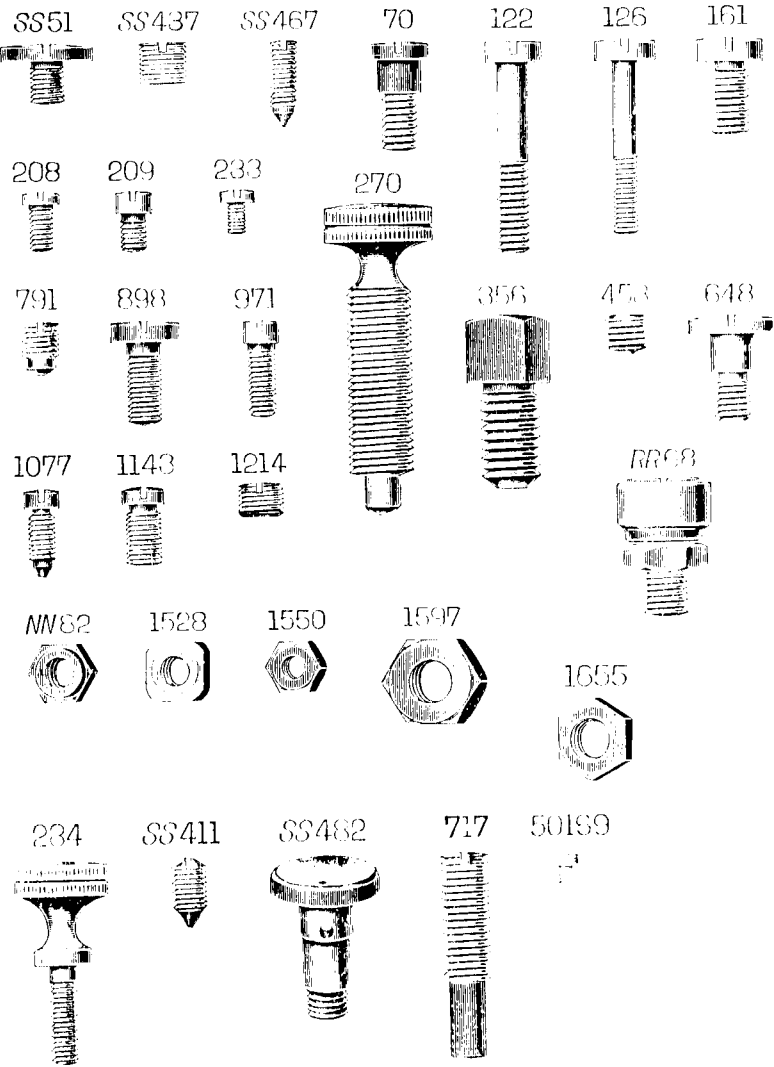


95430

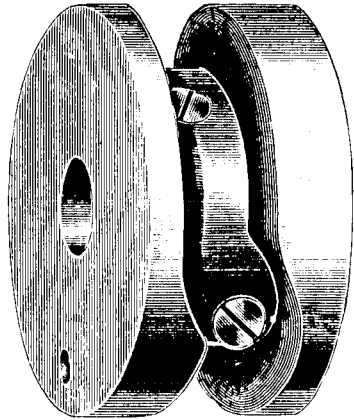


95544






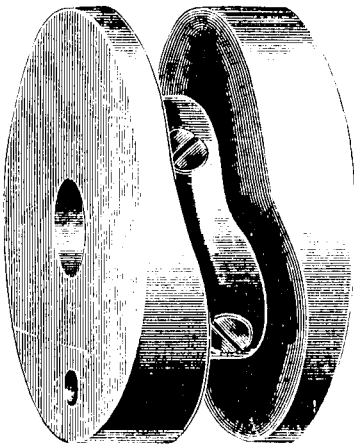
95397



95398



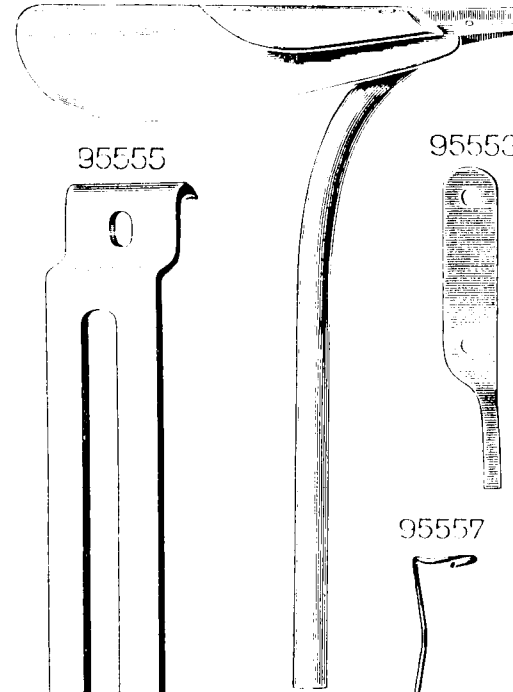
95474



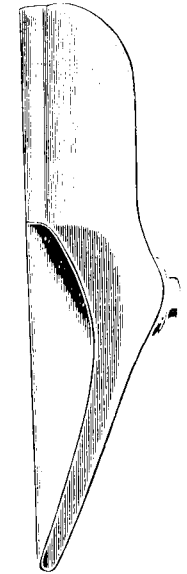
95481




95552



95554



95555




95553



95557



95556



85514



219



242



286




1443







95444



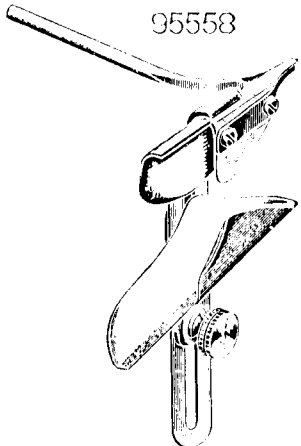
95442



95546




95558



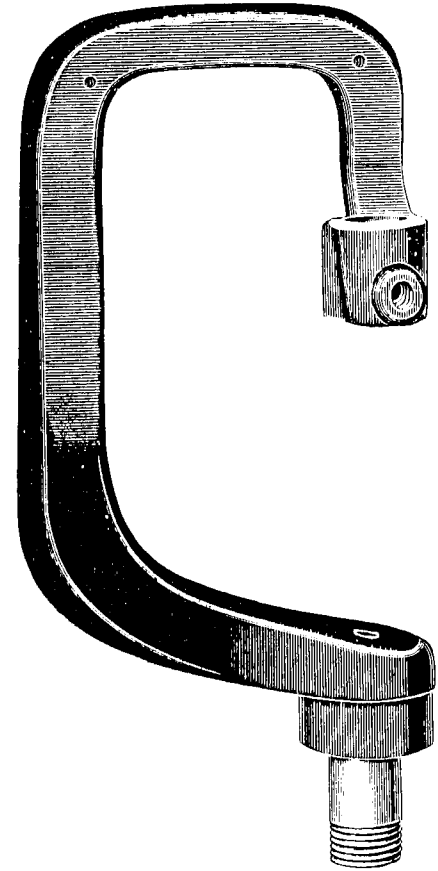
95491

62326

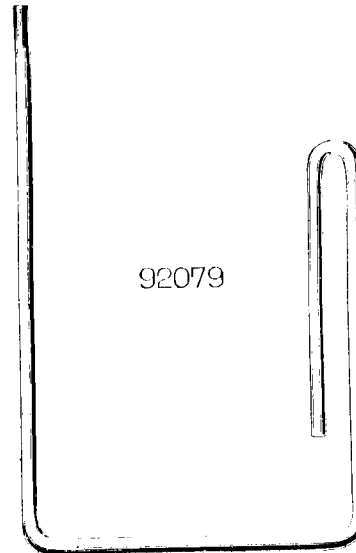
95432



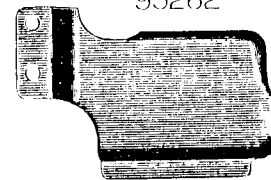
95311



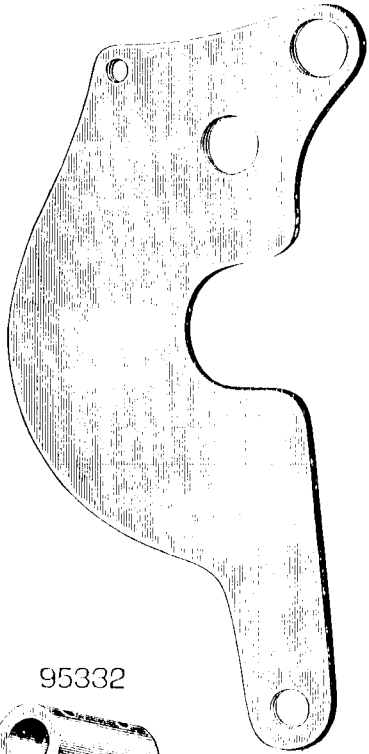
92079



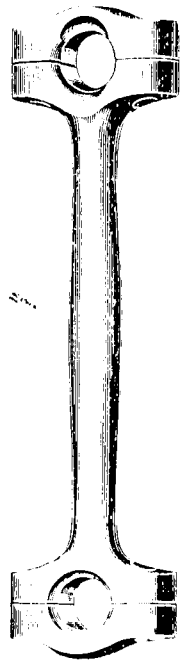
95262



95315



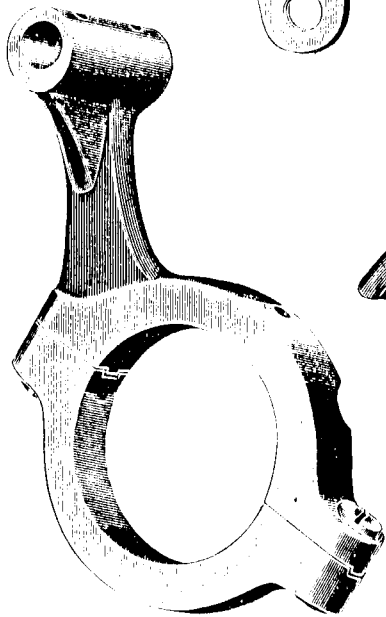
92033



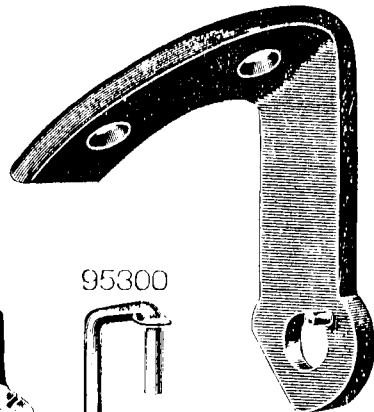
95357



95332




95449




95300



95230



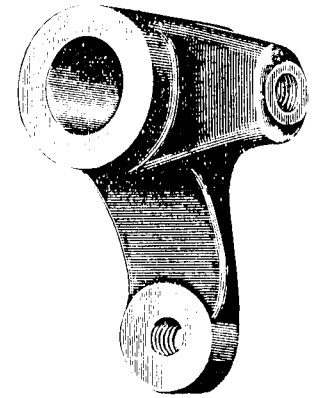
95484




95498




92032




95483




95443



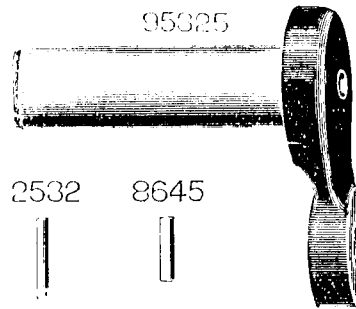
95254



95346



95325

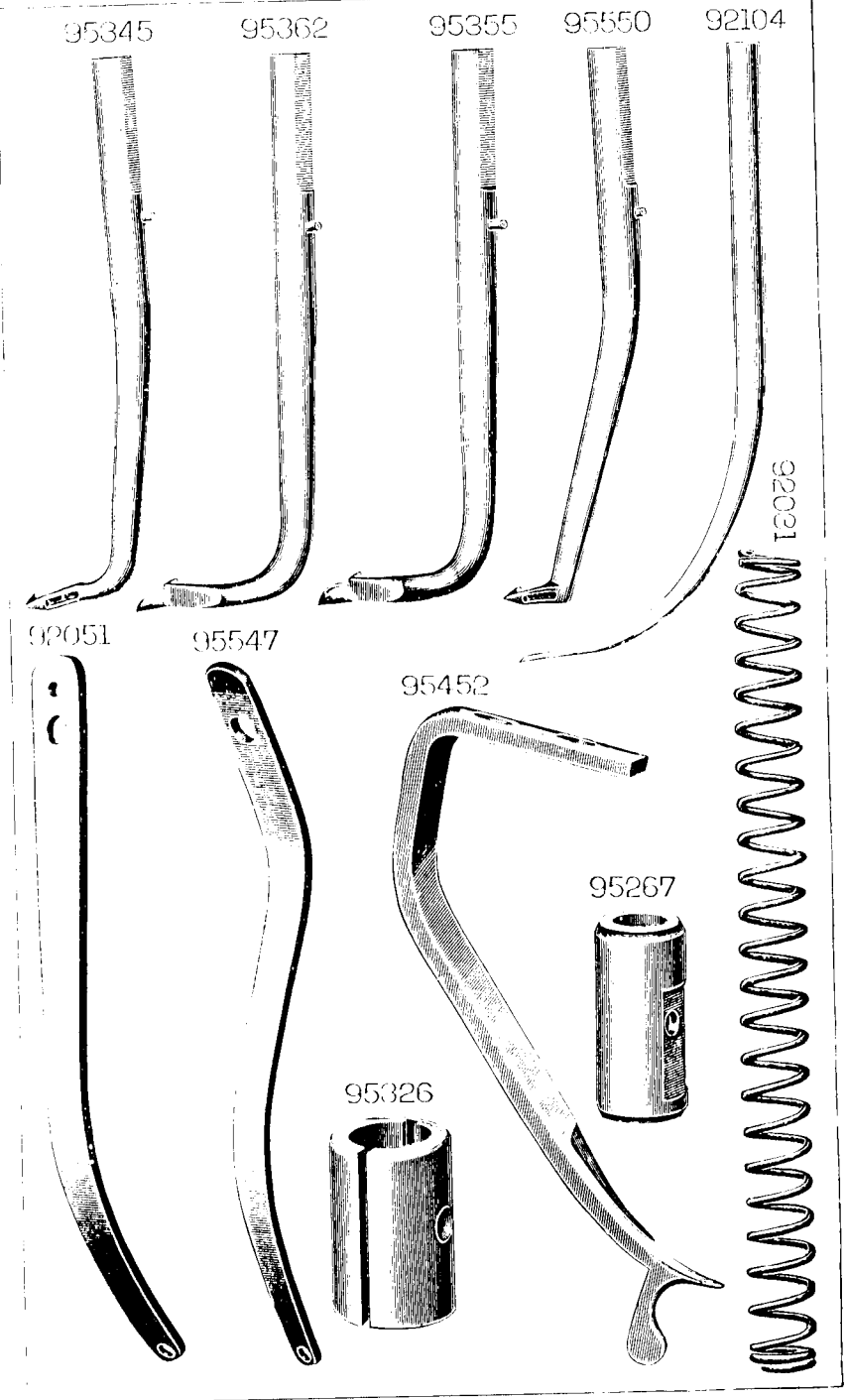
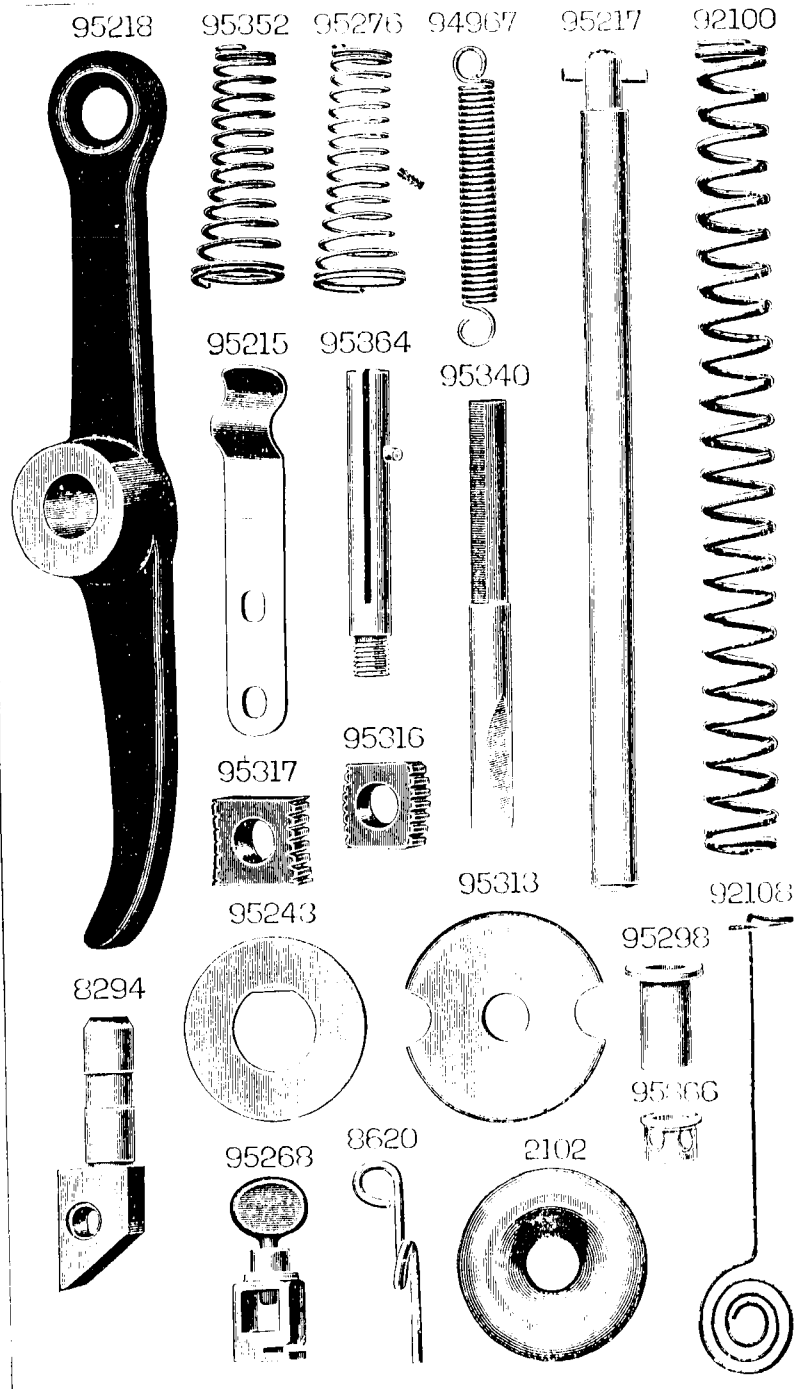



2532



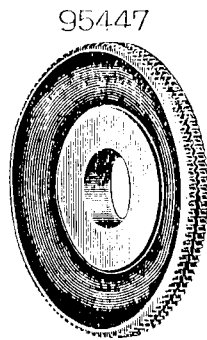
8645








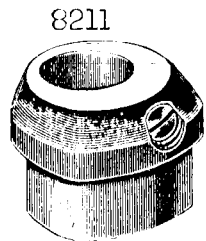
95548



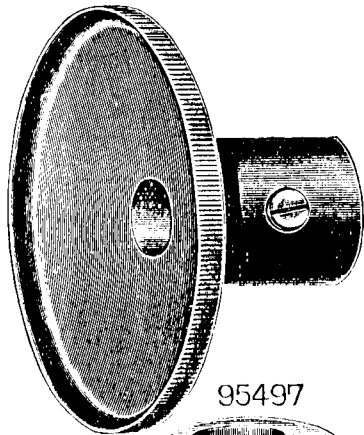
95447




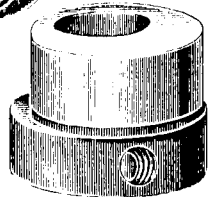
95328




821




95497



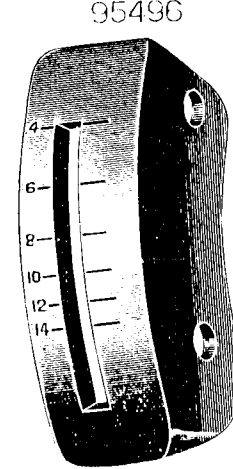
95453



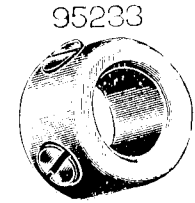
95221




95485



95496



95233



95448



95451



95551



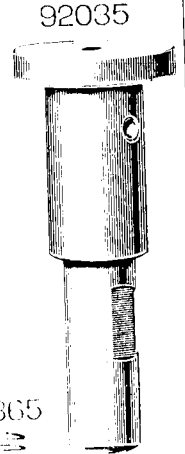
95455



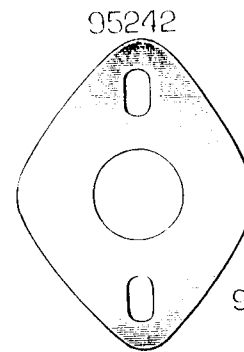
95456



95260



92035



95242




95450



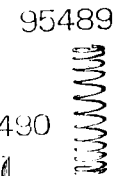
8800



95486



95365



95489



2809



7958



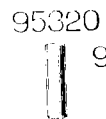
92071



2117




14026



95320



92057




95275



62330

95271


92169



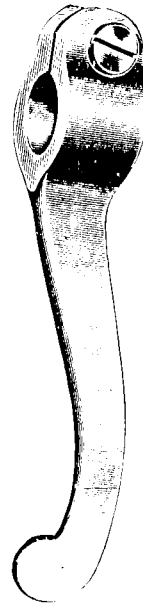
95457



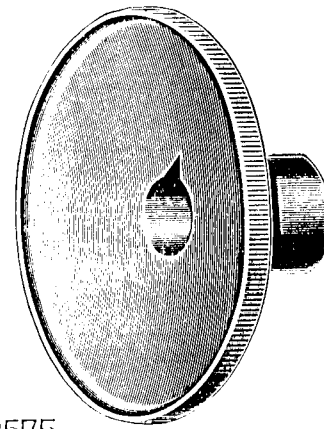
95458



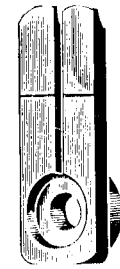
95324



95327




95363



8575



95467



# ILLUSTRATED LIST OF PARTS

FOR

## Nos. 46K34, 46K35, 46K37 to 46K39 and 46K46 Machines



In ordering from this List, the prefix and affix letters, with the part number, **MUST BE** quoted exactly as they are shown in the first column.

A number always indicates the same part, in whatever List it may appear, or for whatever machine.

The prefix *SS* indicates Screws made only at Singer.

" " *NN* " Nuts made only at Singer.

" " *RR* " Rollers and Studs made only at Singer.

The affix letters (where shown) indicate the style of finish, as follows:—

- A.** Hardened, Polished and Plated.
- B.** Polished and Plated.
- C.** Hardened only.
- D.** Polished only.
- E.** Soft, not Polished.
- F.** Hardened and Polished.
- H.** Blued.
- J.** Plated only.
- K.** Hardened and Plated.
- L.** Brass or Gilt.
- M.** Oxidized.
- P.** Japanned.
- R.** Parkerized.
- T.** Copper Plated.

In this series:—

- 1 to 1500 and 50001 to 51500 are Screw Numbers.
- 1501 " 1800 are Nut Numbers.
- 1801 " 2000 " Roller "
- 2001 " 50000 are numbers of machine parts, etc.
- 80001 " 100000 are numbers of machine parts, etc.,  
made only at Singer.

*Parts marked with an asterisk (\*) are furnished only when the repairs are made at Factory.*

# PARTS COMPLETE

FOR

## No. 46K34 MACHINE



For Fine Fur Work (Surjetense), fitted with Stitch Regulator with Indicator, Friction Feed Motion and Ball Bearing Front Feeding Disc. Single Thread Chain Stitch.

| No.   | Date |  |
|-------|------|--|
| 95308 | 1026 | Balance Band Wheel with two 448c   |
| 448c  | 1035 | " " " Set Screw  |
| 95209 | 1026 | " " " Shaft  |
| 144d  | 1035 | " " " " End Screw (2)  |
| 95398 | 1606 | " " " " " Looper Cam (steel) with two 445c   |
| 445c  | 1035 | " " " " " Set Screw  |
| 95211 | 1031 | " " " " " Oil Hole Cover (right)   |
| 95483 | 1611 | " " " " " " (left)   |
| 86d   | 1035 | " " " " " " Hinge Screw (2)  |
| 95212 | 1026 | " " " " " Hand Wheel with two 448c   |
| 448c  | 1035 | " " " " " Set Screw  |
| 95213 | 1026 | Cover Plate  |
| 95361 |      | Cover Plate, complete, Nos. 331d, SS4191, 4560d, 95213, 95352,<br>95368 and two 2402 |
| 2417  | 1615 | Cover Plate Hinge Pin  |
| 95215 | 1612 | " " " Latch Spring   |
| 193f  | 1035 | " " " " " Screw (2)  |
| 62301 | 1406 | Feed Adjusting Lever with 446c   |
| 446c  | 1035 | " " " " " Set Screw  |
| 307c  | 1035 | " " " " " Screw Centre (2)   |
| 1513j | 1035 | " " " " " Nut (2)  |
| 95217 | 1612 | " " " " " Spindle with 14026   |
| 14026 | 1615 | " " " " " Position Pin   |
| 92031 | 1613 | " " " " " Spring   |
| 263c  | 1035 | " " " " " Regulating Thumb Screw   |
| 2070  | 1403 | " " " " " Washer   |

| No.    | Plate |   |     |     |                                      |     |  |     |
|--------|-------|---|-----|-----|--------------------------------------|-----|--|-----|
| 92032  | 1611  | <b>Feed Bell Crank</b>                                  | ... | ... | ...                                  | ... | ...  | ... |
| *92017 | "     | "   | "   | "   | Connecting Rod                       | ... | ...  | ... |
| 92033  | 1610  | "   | "   | "   | "                                    | "   | 92017 with 92034, 92256 and four 196f                                  | ... |
| *92034 | "     | "   | "   | "   | "                                    | "   | Cap (plain countersink) (for Friction Driver Universal Joint Screw)    | ... |
| *92256 | "     | "   | "   | "   | "                                    | "   | Rod Cap (elongated countersink) (for Bell Crank Universal Joint Screw) | ... |
| 196f   | 1035  | "   | "   | "   | "                                    | "   | Rod Cap Binding Screw  | ... |
| 92035  | 1615  | "   | "   | "   | Fulcrum Stud                         | ... | ...  | ... |
| 448c   | 1035  | "   | "   | "   | "                                    | "   | Set Screw  | ... |
| 679c   | 1035  | "   | "   | "   | Universal Joint Screw                | ... | ...  | ... |
| 95311  | 1609  | <b>Feed Bracket (front)</b>                             | ... | ... | ...                                  | ... | ...  | ... |
| NN55e  | 1035  | "   | "   | "   | Nut                                  | ... | ...  | ... |
| 8211   | 1614  | <b>Feed Cam with 448c</b>                               | ... | ... | ...                                  | ... | ...  | ... |
| 448c   | 1035  | "   | "   | "   | Set Screw                            | ... | ...  | ... |
| 2039   | 1031  | <b>Feed Connecting Link</b>                             | ... | ... | ...                                  | ... | ...  | ... |
| 380c   | 1035  | "   | "   | "   | Hinge Screw                          | ... | ...  | ... |
| 1520c  | 1035  | "   | "   | "   | "                                    | "   | Nut  | ... |
| 92041  | 1026  | <b>Feed Forked Connection</b>                           | ... | ... | ...                                  | ... | ...  | ... |
| 378c   | 1035  | "   | "   | "   | Hinge Screw                          | ... | ...  | ... |
| 1520c  | 1035  | "   | "   | "   | "                                    | "   | Nut  | ... |
| 95232  | 1026  | <b>Feed Friction Shaft (upright)</b>                    | ... | ... | ...                                  | ... | ...  | ... |
| SS45d  | 1035  | "   | "   | "   | End Screw                            | ... | ...  | ... |
| 95313  | 1612  | "   | "   | "   | "                                    | "   | Washer   | ... |
| 95242  | 1615  | "   | "   | "   | Friction Spring                      | ... | ...  | ... |
| 765c   | 1035  | "   | "   | "   | "                                    | "   | Tension Screw  | ... |
| 95243  | 1612  | "   | "   | "   | "                                    | "   | Washer   | ... |
| 95233  | 1615  | "   | "   | "   | Position Collar with 1258c and 1259c | ... | ...  | ... |
| 1258c  | 1035  | "   | "   | "   | "                                    | "   | Set Screw (short)  | ... |
| 1259c  | 1035  | "   | "   | "   | "                                    | "   | (long)   | ... |
| 95314  | 1031  | <b>Feed Friction Wheel with 435c, 441c and two 765c</b> | ... | ... | ...                                  | ... | ...  | ... |
| 441c   | 1035  | "   | "   | "   | Position Screw                       | ... | ...  | ... |
| 435c   | 1035  | "   | "   | "   | Set Screw                            | ... | ...  | ... |
| 95315  | 1610  | <b>Feed Friction Wheel Driver</b>                       | ... | ... | ...                                  | ... | ...  | ... |
| 95316  | 1612  | "   | "   | "   | "                                    | "   | Block (inside)   | ... |
| SS339c | 1035  | "   | "   | "   | "                                    | "   | ( " ) Screw Stud   | ... |
| 95317  | 1612  | "   | "   | "   | "                                    | "   | (outside)  | ... |
| SS340c | 1035  | "   | "   | "   | "                                    | "   | ( " ) Screw Stud   | ... |
| 243c   | 1035  | "   | "   | "   | "                                    | "   | ( " ) " " End Screw  | ... |

| No.    | Plate |   |     |       |                             |     |                       |                   |
|--------|-------|---|-----|-------|-----------------------------|-----|-----------------------|-------------------|
| 94967  | 1612  | <b>Feed Friction Wheel Driver Spring</b>  | ... | ...   | ...                         | ... | ...                   | ...               |
| 95230  | 1610  | "   | "   | "     | "                           | "   | Hook                  | ...               |
| 170b   | 1035  | "   | "   | "     | "                           | "   | Screw Stud            | ...               |
| 679c   | 1035  | "   | "   | "     | "                           | "   | Universal Joint Screw | ...               |
| 152 b  | 1035  | "   | "   | "     | "                           | "   | "                     | Nut               |
| 95318  |       | <b>Feed Friction Wheel Driver, complete, Nos. 170b, 243c, SS339c, SS340c and 95315 to 95317</b>         | ... | ...   | ...                         | ... | ...                   | ...               |
| 95319  | 1031  | <b>Feed Friction Wheel Retaining Clutch with 95271</b>  | ... | ...   | ...                         | ... | ...                   | ...               |
| 95322  | 1031  | "   | "   | "     | "                           | "   | Bracket with 95271    | ...               |
| 95271  | 1615  | "   | "   | "     | "                           | "   | "                     | Spring Hook       |
| 690c   | 1035  | "   | "   | "     | "                           | "   | "                     | Screw             |
| 95320  | 1615  | "   | "   | "     | "                           | "   | "                     | Hinge Pin         |
| 95334  | 1605  | "   | "   | "     | "                           | "   | "                     | Spring            |
| 95271  | 1615  | "   | "   | "     | "                           | "   | "                     | Hook              |
| 95323  |       | <b>Feed Friction Wheel Retaining Clutch, complete, Nos. 95319, 95320 and 95322</b>                      | ... | ...   | ...                         | ... | ...                   | ...               |
| 95484  | 1611  | <b>Feed Regulating Lever with 158f</b>  | ... | ...   | ...                         | ... | ...                   | ...               |
| 158f   | 1035  | "   | "   | "     | "                           | "   | Binding Screw         | ...               |
| 95485  | 1615  | "   | "   | "     | "                           | "   | Segment               | ...               |
| 161c   | 1408  | "   | "   | "     | "                           | "   | "                     | Screw (2)         |
| 95486  | 1615  | "   | "   | "     | "                           | "   | "                     | Stitch Indicator  |
| 284d   | 1408  | "   | "   | "     | "                           | "   | "                     | Thumb Screw       |
| 95325  | 1611  | <b>Feed Regulator</b>   | ... | ...   | ...                         | ... | ...                   | ...               |
| 95326  | 1613  | "   | "   | "     | Bush                        | ... | ...                   | ...               |
| 149f   | 1035  | "   | "   | "     | "                           | "   | Set Screw             | ...               |
| 380c   | 1035  | "   | "   | "     | "                           | "   | Hinge Screw           | ...               |
| 1520c  | 1035  | "   | "   | "     | "                           | "   | Nut                   | ...               |
| 95218  | 1612  | <b>Feed Roll Opening Lever</b>  | ... | ...   | ...                         | ... | ...                   | ...               |
| SS384d | 1035  | "   | "   | "     | "                           | "   | Hinge Screw           | ...               |
| 95471  | 1402  | <b>Feeding Disc (front)</b>   | ... | ...   | ...                         | ... | ...                   | ...               |
| 36737  | 1403  | "   | "   | ( " ) | Ball, $\frac{1}{2}$ " diam. | ... | ...                   | ...               |
| 95472  | 1403  | "   | "   | ( " ) | Stud                        | ... | ...                   | ...               |
| 95473  | 1403  | "   | "   | ( " ) | "                           | "   | Bushing               | ...               |
| 145c   | 1035  | "   | "   | ( " ) | "                           | "   | "                     | Binding Screw     |
| 316c   | 1035  | "   | "   | ( " ) | "                           | "   | "                     | Raising Set Screw |
| 1214c  | 1408  | "   | "   | ( " ) | "                           | "   | "                     | Set Screw         |
| 1597c  | 1408  | "   | "   | ( " ) | "                           | "   | "                     | Nut               |
| 95476  |       | <b>Feeding Disc (front, Ball Bearing), complete, Nos. 1214c, 1597c, 95471 to 95473 and twenty 36737</b> | ... | ...   | ...                         | ... | ...                   | ...               |
| 95328  | 1611  | <b>Feeding Disc (back) with 451c</b>  | ... | ...   | ...                         | ... | ...                   | ...               |
| 451c   | 1035  | "   | "   | "     | Set Screw                   | ... | ...                   | ...               |
| 92104  | 1613  | <b>Fur Guide</b>  | ... | ...   | ...                         | ... | ...                   | ...               |
| 152f   | 1035  | "   | "   | "     | Binding Screw               | ... | ...                   | ...               |

| No.    | Plate |   |     |     |     |     |     |
|--------|-------|---|-----|-----|-----|-----|-----|
| 95487  | ---   | <b>Head of Machine</b>  | ... | ... | ... | ... | ... |
| SS56d  | 1035  | " " " Binding Screw (2)   | ... | ... | ... | ... | ... |
| 95362  | 1613  | <b>Looper with 92057</b>  | ... | ... | ... | ... | ... |
| 1147c  | 1035  | " Binding Screw (2)   | ... | ... | ... | ... | ... |
| 92266  | 1403  | " Holder  | ... | ... | ... | ... | ... |
| 92288  | ---   | " " 92266 with RR68   | ... | ... | ... | ... | ... |
| 95244  | ---   | <b>Looper Holder Connection, complete, Nos. 209d, SS467c, 1077c, 1550j, 92280, 92283, 92284, 92288, 92384, 92388, 95260, 95332, 95400, 95401 and four 1455d</b> | ... | ... | ... | ... | ... |
| 92267  | 1605  | <b>Looper Holder Position Link with 171c</b>  | ... | ... | ... | ... | ... |
| 95254  | 1611  | " " " " Bracket   | ... | ... | ... | ... | ... |
| 95255  | 1031  | " " " " " Plate   | ... | ... | ... | ... | ... |
| SS56e  | 1035  | " " " " " Binding Screw (2)   | ... | ... | ... | ... | ... |
| 7958   | 1615  | " " " " " Steady Pin (2)  | ... | ... | ... | ... | ... |
| 92268  | 1403  | " " " " " Distance Rod  | ... | ... | ... | ... | ... |
| SS437c | 1408  | " " " " " End Screw   | ... | ... | ... | ... | ... |
| 171c   | 1035  | " " " " " Binding Screw   | ... | ... | ... | ... | ... |
| SS413c | 1035  | " " " " " Universal Joint Screw   | ... | ... | ... | ... | ... |
| 1718h  | 1035  | " " " " " Nut (bottom)  | ... | ... | ... | ... | ... |
| NN82c  | 1408  | " " " " " Nut (top)   | ... | ... | ... | ... | ... |
| 92269  | ---   | <b>Looper Holder Position Link, complete, Nos. SS437c, 92267, 92268 and two SS413c</b>  | ... | ... | ... | ... | ... |
| 92283  | 1403  | <b>Looper Holder Rock Shaft Bracket (right side)</b>  | ... | ... | ... | ... | ... |
| SS467c | 1408  | " " " " " ( " " ) Adjusting Screw   | ... | ... | ... | ... | ... |
| 1550j  | 1408  | " " " " " ( " " ) Adjusting Screw Nut   | ... | ... | ... | ... | ... |
| 92284  | 1403  | " " " " " (left side)   | ... | ... | ... | ... | ... |
| 1155d  | 1035  | " " " " " Set Screw   | ... | ... | ... | ... | ... |
| 92388  | 1402  | " " " " " Eccentric with two 146c   | ... | ... | ... | ... | ... |
| 95332  | 1610  | " " " " " Connecting Rod with 95333 and two 1057c   | ... | ... | ... | ... | ... |
| *95333 | ---   | " " " " " Connecting Rod Cap  | ... | ... | ... | ... | ... |
| 1057c  | 1035  | " " " " " " " " Screw   | ... | ... | ... | ... | ... |
| 95260  | 1615  | " " " " " " Stud  | ... | ... | ... | ... | ... |
| 446c   | 1035  | " " " " " Set Screw   | ... | ... | ... | ... | ... |
| 95400  | 1605  | " " " " " Fulcrum Joint   | ... | ... | ... | ... | ... |
| 95401  | 1605  | " " " " " " Collar with 171c  | ... | ... | ... | ... | ... |
| 171c   | 1035  | " " " " " " Binding Screw   | ... | ... | ... | ... | ... |
| 92384  | 1403  | " " " " " Stud  | ... | ... | ... | ... | ... |
| 209d   | 1408  | " " " " " " Set Screw   | ... | ... | ... | ... | ... |
| 1077c  | 1408  | " " " " " " Spot Screw  | ... | ... | ... | ... | ... |
| 95262  | 1609  | " " " " " Oil Cover   | ... | ... | ... | ... | ... |

| No.  | Plate |   |     |     |     |     |     |
|--|-------|---|-----|-----|-----|-----|-----|
| 92280  | 1403  | <b>Looper Holder Rock Shaft Stud</b>                              | ... | ... | ... | ... | ... |
| 92284  | 1605  | " " " " " Bushing   | ... | ... | ... | ... |     |
| 447c   | 1035  | " " " " " Set Screw   | ... | ... | ... | ... |     |
| 92282  | 1402  | " " " " " Collar with 704c  | ... | ... | ... | ... |     |
| 704c   | 1035  | " " " " " Clamping Screw  | ... | ... | ... | ... |     |
| RR68   | 1408  | " " Roller and Screw Stud with 378c and 1520c                     | ... | ... | ... | ... |     |
| 378c   | 1035  | " " " " " Screw   | ... | ... | ... | ... |     |
| 1520c  | 1035  | " " " " " Nut   | ... | ... | ... | ... |     |
| 92057  | 1615  | " Position Pin  | ... | ... | ... | ... |     |
| 95264  | ---   | <b>Machine Base</b>   | ... | ... | ... | ... | ... |
| 8294   | 1612  | " " Hinge Connector   | ... | ... | ... | ... | ... |
| 2809   | 1615  | " " " " Pin   | ... | ... | ... | ... |     |
| 95265  | ---   | <b>Machine Base, complete, Nos. 95264, two each 2809 and 8294</b> | ... | ... | ... | ... | ... |
| 95337  | 1026  | <b>Needle Bar with 95357</b>                                      | ... | ... | ... | ... | ... |
| 95267  | 1613  | " " Bushing   | ... | ... | ... | ... | ... |
| 443c   | 1035  | " " " " " Set Screw   | ... | ... | ... | ... |     |
| 95268  | 1612  | " " Clamp with 552b   | ... | ... | ... | ... | ... |
| 552b   | 1035  | " " " " " Thumb Screw   | ... | ... | ... | ... |     |
| 95338  | 1031  | " " Eccentric with 449c   | ... | ... | ... | ... | ... |
| 92071  | 1615  | " " " " Dowel Pin   | ... | ... | ... | ... |     |
| 92275  | 1403  | " " " " Fork with 157c  | ... | ... | ... | ... |     |
| 157c   | 1035  | " " " " " Clamping Screw  | ... | ... | ... | ... |     |
| 92276  | 1403  | " " " " " Strap   | ... | ... | ... | ... |     |
| 208c   | 1408  | " " " " " Screw   | ... | ... | ... | ... |     |
| 92277  | ---   | " " " " " complete, Nos. 92275, 92276 and two 208c                | ... | ... | ... | ... |     |
| 449c   | 1035  | " " " " " Set Screw   | ... | ... | ... | ... |     |
| 95357  | 1610  | " " Thread Guide  | ... | ... | ... | ... |     |
| 95298  | 1612  | " " " " Nipper  | ... | ... | ... | ... |     |
| 95489  | 1615  | " " " " " Spring  | ... | ... | ... | ... |     |
| 95300  | 1610  | " " " " " Adjusting Bracket                                       | ... | ... | ... | ... |     |
| 904c   | 1035  | " " " " " Set Screw   | ... | ... | ... | ... |     |
| 95491  | 1609  | <b>Needle Bar with 95357</b>                                      | ... | ... | ... | ... |     |
| 95490  | 1615  | " " Needle Stop   | ... | ... | ... | ... |     |
| 50169d   | 1408  | " " " " " Screw   | ... | ... | ... | ... |     |
| 95488  | ---   | <b>Needle Bar, complete, Nos. 50169d, 95490 and 95491</b>         | ... | ... | ... | ... |     |
| <i>NOTE: Needle Bar No. 95337 is sent with this machine unless otherwise specified on order.</i> |       |   |     |     |     |     |     |
| 95481  | 1606  | <b>Needle Guide with two 95275</b>                                | ... | ... | ... | ... | ... |
| 898f   | 1408  | " " Binding Screw   | ... | ... | ... | ... | ... |
| 95275  | 1615  | " " Position Pin  | ... | ... | ... | ... | ... |



| No.    | Plate |   |                             |     |     |     |     |     |
|--------|-------|---|-----------------------------|-----|-----|-----|-----|-----|
| 92079  | 1609  | <b>Reel Holder</b>                                    | ...                         | ... | ... | ... | ... | ... |
| 327d   | 1035  | " "   | Binding Screw (2)           | ... | ... | ... | ... | ... |
| 8800   | 1615  | " "   | " " Washer (2)              | ... | ... | ... | ... | ... |
| 2102   | 1612  | <b>Tension Disc</b>                                   | ...                         | ... | ... | ... | ... | ... |
| SS419f | 1035  | "   | Screw Stud and Thread Guide | ... | ... | ... | ... | ... |
| 331d   | 1035  | "   | " " Set Screw               | ... | ... | ... | ... | ... |
| 1560d  | 1035  | "   | " " Thumb Nut               | ... | ... | ... | ... | ... |
| 95352  | 1612  | "   | Spring                      | ... | ... | ... | ... | ... |
| 95340  | 1612  | <b>Thread Nipper Spindle</b>                          | ...                         | ... | ... | ... | ... | ... |
| 171c   | 1035  | "   | " " Binding Screw           | ... | ... | ... | ... | ... |
| 95364  | 1612  | <b>Thread Take-up Post</b> with 95367                 | ...                         | ... | ... | ... | ... | ... |
| 95365  | 1615  | "   | " " Spring                  | ... | ... | ... | ... | ... |
| 95366  | 1612  | "   | " " Collar                  | ... | ... | ... | ... | ... |
| 95367  | -     | "   | " " Stop Pin                | ... | ... | ... | ... | ... |
| 95368  | -     | <b>Thread Take-up</b> , complete, Nos. 95364 to 95366 | ...                         | ... | ... | ... | ... | ... |

## PARTS SPECIAL

TO

## No. 46K35 MACHINE



For Fur Work (Surjetcuse), fitted with Stitch Regulator with Indicator, Friction Feed Motion and Ball Bearing Front Feeding Disc. Single Thread Chain Stitch.

This Machine is the same as No. 46K34, with the following exceptions:

| No.  | Plate |   |                         |     |     |     |     |     |
|--|-------|---|-------------------------|-----|-----|-----|-----|-----|
| 95474  | 1606  | <b>Balance Band Wheel Shaft Looper Cam</b> (Steel) with two 415c  | ...                     | ... | ... | ... | ... | ... |
| 92100  | 1612  | <b>Feed Adjusting Lever Spring</b>  | ...                     | ... | ... | ... | ... | ... |
| 95477  | 1403  | <b>Looper</b>   | ...                     | ... | ... | ... | ... | ... |
| 95480  |       | <b>Looper Holder Connection</b> , complete, Nos. 209d, SS467c, 1073c, 1550j, 92280, 92283 to 92285, 92288, 92384, 95260, 95347, 95400, 95404 and four 1155d | ...                     | ... | ... | ... | ... | ... |
| 92285  | 1402  | <b>Looper Holder Rock Shaft Eccentric</b> with two 446c   | ...                     | ... | ... | ... | ... | ... |
| 95478  | 1407  | <b>Needle Bar</b> with 95357  | ...                     | ... | ... | ... | ... | ... |
| 95450  | 1615  | "   | " " Clamp with 552h     | ... | ... | ... | ... | ... |
| 95350  | 1031  | "   | " " Eccentric with 449c | ... | ... | ... | ... | ... |
| 95492  | 1609  | <b>Needle Bar</b> with 95357  | ...                     | ... | ... | ... | ... | ... |
| 95493  |       | <b>Needle Bar</b> , complete, Nos. 50169d, 95490 and 95492  | ...                     | ... | ... | ... | ... | ... |
| <i>NOTE. - Needle Bar No. 95478 is sent with this machine unless otherwise specified on order.</i> |       |   |                         |     |     |     |     |     |
| 95479  | 1403  | <b>Needle Guide</b> with two 95275  | ...                     | ... | ... | ... | ... | ... |

# PARTS SPECIAL

TO

## No. 46K37 MACHINE



For Turned Slipper Work; fitted with Stitch Regulator with Indicator,  
Friction Feed Motion and Lifting Needle Guide. Single Thread  
Chain Stitch.

This Machine is the same as No. 46K34 with the following exceptions:

| No.   | Plate |  |
|-------|-------|--|
| 95414 | 1406  | Balance Band Wheel with two H.S.   |
| 95415 | 1407  | Cover Plate  |
| 95416 |       | Cover Plate, complete, Nos. 331d, SS419f, 1091f, 1560d, 95352,<br>95394, 95415 and two 2102  |
| 95443 | 1611  | Feed Bell Crank  |
| 95417 | 1605  | " " " Fulcrum Stud   |
| 95497 | 1614  | " Eccentric  |
| 95496 | 1615  | " Regulating Lever Segment   |
| 95437 | 1402  | " Regulator Bush   |
| 95418 | 1402  | Feeding Disc with 454c   |
| 95494 |       | Head of Machine  |
| 95355 | 1613  | Looper with 92057  |
| 95480 |       | Looper Holder Connection, complete, Nos. 209d, SS467c,<br>1077c, 1550j, 92280, 92285, 92283 to 92285, 92288, 92381, 95260,<br>95332, 95400, 95401 and four 1155d |
| 92285 | 1402  | Looper Holder Rock Shaft Eccentric with two 416  |
| 95450 | 1615  | Needle Bar Clamp with 552h   |
| 95434 | 1605  | Needle Guide   |
| 161f  | 1408  | " " Binding Screw  |
| 95440 | 1406  | " " Bracket  |
| 95441 | 1605  | " " " Guide Bar  |
| 453c  | 1408  | " " " " " Set Screw (2)  |

## No. 46K37 MACHINE PARTS.

| No.   | Plate |  |
|-------|-------|--|
| 2061  | 1605  | Needle Guide Bracket Lifting Lever                     |
| 70c   | 1408  | " " " " " Hinge Screw                                  |
| 95423 | 1407  | " " " " " Shaft  |
| 95424 | 1402  | " " " " " Adjustable Collar with 1143f                 |
| 1143f | 1408  | " " " " " " " Screw                                    |
| 1513j | 1035  | " " " " " Nut  |
| 95425 | 1605  | " " " " " Sleeve                                       |
| SS51c | 1408  | " " " " " End Screw                                    |
| 126d  | 1408  | " " " " " Guide Screw                                  |
| 95426 | 1605  | " " " " " Spring                                       |
| 95427 | 1605  | " " " " " Pad  |
| 270d  | 1408  | " " " " " Regulating Screw                             |
| 122c  | 1408  | " " " " " Slot Adjusting Screw                         |
| 1528j | 1408  | " " " " " " " Nut                                      |
| 95428 | 1402  | " " " " " Eccentric with 791c                          |
| 95429 | 1402  | " " " " " Rod  |
| 648j  | 1408  | " " " " " Hinge Screw                                  |
| 95430 | 1407  | " " " " " Lever  |
| 1143c | 1408  | " " " " " " " Clamping Screw                           |
| 95431 | 1605  | " " " " " " " Link                                     |
| 95432 | 1605  | " " " " " " " Hinge Pin                                |
| 971b  | 1408  | " " " " " " " " " Screw                                |
| 95433 | 1407  | " " " " " " " Spindle                                  |
| 92612 | 1605  | " " " " " " " Collar with 209c                         |
| 209c  | 1408  | " " " " " " " Set Screw                                |
| 791c  | 1408  | " " " " " " " Set Screw                                |
| 95435 | 1605  | " " " " " " " Gib                                      |
| 233d  | 1408  | " " " " " " " Screw                                    |
| 95436 |       | Needle Guide, complete, Nos. 95434, 95435 and two 233d |
| 95394 | 1403  | Thread Guide (for Cover Plate)                         |
| 1094f | 1035  | " " " Binding Screw                                    |

## PARTS SPECIAL

TO

## No. 46K38 MACHINE



For Turned Slipper Work, fitted with Stitch Regulator with Indicator and Friction Feed Motion. Single Thread Chain Stitch. Maximum length of stitch  $\frac{1}{4}$  inch.

This Machine is the same as No. 46K34 with the following exceptions:

| No.    | Plate |  |
|--------|-------|--|
| 95442  | 1608  | Balance Band Wheel with two 448  |
| 95474  | 1606  | " " " Shaft Looper Croo (Steel) with two 445   |
| 95354  | -     | Cover Plate, complete, Nos. 331d, SS419f, 1094f, 1560d, 95243, 95352, 95394 and two 2102 |
| 92100  | 1612  | Feed Adjusting Lever Spring  |
| 95443  | 1611  | Feed Bell Crank  |
| 95444  | 1608  | Feed Bracket (front) with 717c and 1520j   |
| 717c   | 1408  | " " Stop Screw   |
| 1520j  | 1035  | " " " " Nut  |
| 95497  | 1614  | Feed Eccentric   |
| 95498  | 1611  | Feed Regulating Lever with 158f  |
| 95496  | 1615  | " " " Segment  |
| 7958   | 1615  | " " " Steady Pin   |
| 95447  | 1611  | Feeding Disc (front)   |
| 95448  | 1615  | " " ( " ) Bearing  |
| SS482c | 1408  | " " ( " ) " Screw Stud   |
| 1655c  | 1408  | " " ( " ) " " " Nut  |
| 2532   | 1611  | " " ( " ) " " " Position Pin   |
| 95449  | 1610  | " " ( " ) Bracket with 2532  |
| 327d   | 1035  | " " ( " ) " Screw (2)  |
| 95453  | 1614  | Feeding Disc (back) with 451e  |

| No.   | Plate |   |
|-------|-------|---|
| 95477 | 1403  | Looper  |
| 95480 | --    | Looper Holder Connection, complete, Nos. 209d, SS467e, 1977c, 1550j, 92280, 92283 to 92285, 92288, 92384, 95260, 95332, 95400, 95401 and four 1155d |
| 92285 | 1402  | Looper Holder Rock Shaft Eccentric with two 446c  |
| 62326 | 1609  | Needle Bar with 95357   |
| 62330 | 1615  | " " Needle Stop   |
| 62327 |       | Needle Bar, complete, Nos. 50169d, 62326 and 62330  |
| 95450 | 1615  | " " Clamp with 552b   |
| 95350 | 1031  | " " Eccentric with 449c   |
| 95451 | 1615  | " Guide   |
| 95394 | 1403  | Thread Guide (for Cover Plate)  |
| 1094f | 1035  | " " Binding Screw   |
| 95452 | 1613  | Work Guide  |
| 327d  | 1035  | " " Binding Screw (2)   |

# PARTS SPECIAL

TO

## No. 46K39 MACHINE



**For Overedging and Cording Hat Sweats (Surjeteuse), fitted with Stitch Regulator with Indicator and Friction Feed Motion. Double Thread Chain Stitch only.**

This Machine is the same as No. 46K34 with the following exceptions:

| No.    | Plate |   |
|--------|-------|---|
| 95397  | 1606  | <b>Balance Wheel Shaft Looper Cam</b> (Steel) with two 415c ...   |
| 92051  | 1613  | <b>Cord Guide</b> (flat, for cover plate) ...   |
| 331d   | 1035  | " " Binding Screw ...   |
| 8645   | 1611  | " " Position Pin ...  |
| 95544  | 1407  | <b>Cover Plate</b> ...  |
| 95545  | —     | <b>Cover Plate</b> , complete, Nos. SS410f, 1094f, 8645, 92051, 95276, 95352, 95394, 95544, two each 331d, 1560d and four 2102 ...                              |
| 95546  | 1608  | <b>Feed Bracket</b> (front) ...   |
| 95221  | 1614  | " " Stud ...  |
| SS411c | 1408  | " " " Raising Set Screw ...   |
| 445c   | 1035  | " " " Set Screw ...   |
| 95547  | 1613  | " " Thread Guide ...  |
| 331d   | 1035  | " " " " Screw ...   |
| 95548  | 1614  | <b>Feeding Disc</b> (front) ...   |
| 95549  | 1614  | " " (back) with 454e ...  |
| 95550  | 1613  | <b>Looper</b> with 92057 ...  |
| 95480  | —     | <b>Looper Holder Connection</b> , complete, Nos. 209d, SS167c, 1077c, 1550j, 92280, 92283 to 92285, 92288, 92384, 95260, 95332, 95400, 95401 and four 1155d ... |
| 95346  | 1611  | <b>Looper Holder</b> Position Link Bracket ...  |
| 92285  | 1402  | " " Rock Shaft Eccentric with two 416c ...  |
| 95350  | 1031  | <b>Needle Bar</b> Eccentric with 449c ...   |

| No.    | Plate |  |
|--------|-------|--|
| 95551  | 1615  | <b>Needle Guide</b> with two 95275 ...   |
| 181d   | 1035  | " " Binding Screw ...  |
| 95552  | 1607  | <b>Sweat Guide</b> (upper) ...   |
| 95553  | 1607  | " " ( " ) Spring (flat) ...  |
| 242a   | 1607  | " " ( " ) " Screw ...  |
| 95554  | 1607  | " " (lower) ...  |
| 95555  | 1607  | " " ( " ) Bracket (slotted) ...  |
| 219a   | 1607  | " " ( " ) " Screw ...  |
| 1443a  | 1607  | " " ( " ) Hinge Cap Screw ...  |
| 95556  | 1607  | " " ( " ) Plate ...  |
| 286j   | 1607  | " " ( " ) " Binding Thumb Screw ...  |
| 85514  | 1607  | " " ( " ) " " " Washer ...   |
| 95557  | 1607  | " " ( " ) Spring ...   |
| 219a   | 1607  | " " ( " ) " Screw ...  |
| 95558  | 1608  | <b>Sweat Guide</b> , complete, Nos. 286j, 1443a, 85514, 95552 to 95557, two each 219a and 242a ... |
| SS410f | 1035  | <b>Tension Screw Stud and Thread Guide</b> ...   |
| 95276  | 1612  | " Spring ...   |
| 95394  | 1403  | <b>Thread Guide</b> (for Cover Plate) ...  |
| 1094f  | 1035  | " " Binding Screw ...  |

# PARTS SPECIAL

TO

## No. 46K46 MACHINE



**For Fur and General Work (Surjeteuse). Fitted with Stitch Regulator with Indicator, Friction Feed Motion, and Ball Bearing Front Feeding Disc. Double Thread Chain Stitch.**

This Machine is the same as No. 46K34 with the following exceptions:

| No.    | Plate |   |
|--------|-------|---|
| 92169  | 1616  | <b>Balance Band Wheel</b> with two 148  |
| 95397  | 1606  | " " " Shaft Looper Cam (Steel) with two 145   |
| 95454  | - -   | <b>Cover Plate</b> , complete, Nos. 331d, SS410f, 1094f, 95213, 95276, 95391, 95456, two 1560d and four 2192  |
| 92100  | 1612  | <b>Feed Adjusting Lever Spring</b>  |
| 8620   | 1612  | <b>Feed Bracket Thread Eyelet</b>   |
| 331d   | 1035  | " " " " Screw   |
| 95467  | 1617  | <b>Fur Guide</b>  |
| 95345  | 1613  | <b>Looper</b> with 92957 (double chain)   |
| 95480  | - -   | <b>Looper Holder Connection</b> , complete, Nos. 209d, SS467e, 1077c, 1550j, 92280, 92283 to 92285, 92288, 92381, 95260, 95332, 95400, 95401 and four 1155d |
| 92285  | 1102  | <b>Looper Holder Rock Shaft Eccentric</b> with two 146  |
| 95478  | 1407  | <b>Needle Bar</b> with 95357  |
| 95450  | 1615  | " " Clamp with 552h   |
| 95350  | 1031  | " " Eccentric with 149  |
| 95455  | 1615  | <b>Needle Guide</b> with two 95275  |
| 92108  | 1612  | <b>Slack Thread Spring</b>  |
| 331d   | 1035  | " " " " Screw   |
| SS410f | 1035  | <b>Tension Screw Stud and Thread Guide</b>  |
| 95276  | 1612  | " Spring  |
| 95456  | 1615  | " " (heavy)   |
| 95391  | 1403  | <b>Thread Guide</b> (for Cover Plate)   |
| 1094f  | 1035  | " " Binding Screw   |

## ACCESSORIES

| No.      | Plate |   |
|----------|-------|---|
| 215 × 17 | —     | <b>Needles</b> , three each sizes 7 and 11, for 46K34 Machine ... |
| 215 × 15 | —     | " " " " 14 and 16, for 46K35 Machine ...                          |
| 215 × 9  | —     | " " " " 14 and 16, for 46K37 Machine ...                          |
| 215 × 13 | —     | " six size 20, for 46K38 Machine ...                              |
| 46 × 5   | —     | " three each sizes 7 and 8, for 46K39 Machine ...                 |
| 215 × 15 | —     | " " " " 16 and 18, for 46K46 Machine ...                          |
| 36569    | 1355  | <b>Oiler</b> ... ..   |
| 25537    | 1355  | <b>Screw Driver</b> ... ..  |
| 86262    | 1026  | <b>Tweezers</b> for 46K34, 46K35 and 46K46 Machines ...           |
| 86405    | 1355  | " " 46K37 to 46K39 Machines ...                                   |
| —        | —     | <b>Wood Screw</b> 1½" × ¼" (3) (for fixing machine to table) ...  |

## KNEE LIFTER

for 46K34, 46K35, 46K38, 46K39 and 46K46 Machines.

| No.    | Plate |  |
|--------|-------|--|
| 2767   | 1023  | <b>Knee Plate</b> with 356c ... ..                               |
| 356c   | 1408  | " " Set Screw ... ..   |
| 92464  | 1023  | " " Arm ... ..   |
| 2766   | 1023  | " " " Bracket with 356c ... ..                                   |
| 356c   | 1408  | " " " " Set Screw ... ..   |
| 92465  | 1023  | <b>Lifting Lever</b> ... ..                                      |
| SS345e | 1023  | " " Hinge Screw ... ..   |
| 92466  | 1023  | " " Bracket ... ..   |
| —      | —     | " " " Screw (Wood) 1" No. 10 ... ..                              |
| 92008  | 1023  | " " Connecting Rod ... ..  |
| 92009  | —     | " " " " 92008 with 6337 ... ..                                   |
| 6337   | 1023  | " " " " Bracket with two 356c ... ..                             |
| 356c   | 1408  | " " " " Set Screw ... ..   |
| 95302  | —     | " " 92465 with 180d, 210d, SS345e, 92466, 92469 and 95303 ... .. |
| 95303  | 1023  | " " Releasing Pin ... ..   |
| 95304  | 1023  | " " " " Guide Plate ... ..                                       |
| —      | —     | " " " " " " Screw (Wood) 1" No. 10 ... ..                        |
| 180d   | 1023  | " " " " Set Screw ... ..   |
| 92469  | 1023  | " " Stud ... ..  |
| 210d   | 1023  | " " " Position Screw ... ..                                      |

| No.   | Plate |  |
|-------|-------|--|
| 92470 | 1023  | <b>Rock Shaft</b> ... ..   |
| 92471 | —     | " " 92470 with 2766, 2767, 92009 and 92464 ... ..  |
| 82479 | 1023  | " " Bracket ... ..   |
| —     | —     | " " " Screw (Wood) 1" No. 10 ... ..  |
| 95305 | —     | <b>Knee Lifter</b> , complete, Nos. 92471, 95302, 95304, two 82479 and nine Wood Screws 1" No. 10 ... .. |



## KNEE LIFTER

for 46K34, 46K35, 46K38, 46K39 and 46K46 Machines WITHOUT Iron Base when used on Stand and Table only.

| No.    | Plate |  |
|--------|-------|--|
| 2767   | 1023  | <b>Knee Plate</b> with 356c ... ..   |
| 356c   | 1408  | " " Set Screw ... ..   |
| 92464  | 1023  | " " Arm ... ..   |
| 2766   | 1023  | " " " Bracket with 356c ... ..   |
| 356c   | 1408  | " " " " Set Screw ... ..   |
| 95457  | 1616  | <b>Lifting Lever</b> ... ..  |
| SS345e | 1023  | " " Hinge Screw ... ..   |
| 95458  | 1616  | " " Bracket ... ..   |
| —      | —     | " " " Screw (Wood) 1" No. 10 ... ..  |
| 92008  | 1023  | " " Connecting Rod ... ..  |
| 92009  | —     | " " " " 92008 with 6337 ... ..   |
| 6337   | 1023  | " " " " Bracket with two 356c ... ..   |
| 356c   | 1408  | " " " " " Set Screw ... ..   |
| 95459  | —     | " " " 95457 with SS345e and 95458 ... ..   |
| 92470  | 1023  | <b>Rock Shaft</b> ... ..   |
| 92471  | —     | " " 92470 with 2766, 2767, 92009 and 92464 ... ..  |
| 82479  | 1023  | " " Bracket ... ..   |
| —      | —     | " " " Screw (Wood) 1" No. 10 ... ..  |
| 95499  | —     | <b>Knee Lifter</b> , complete, Nos. 92471, 95459, two 82479 and seven Wood Screws 1" No. 10 ... .. |

## OBSOLETE PARTS

| No.   | Plate |  |
|-------|-------|--|
| 92024 | 1031  | <b>Balance Band Wheel Shaft Oil Hole Cover</b> (left) ... ..   |
| 95221 | 1614  | <b>Feed Bracket Stud</b> for 46K34 Machine ... ..              |
| 95324 | 1617  | " Regulating Lever with 158f for 46K34 Machine ... ..          |
| 8575  | 1617  | " " " Stop Pin for 46K34 Machine ... ..                        |
| 95327 | 1617  | <b>Feeding Disc</b> (front) for 46K34 Machine ... ..           |
| 95363 | 1617  | <b>Needle Guide</b> with two 95275 for 46K34 Machine ... ..    |
| 181d  | 1035  | <b>Needle Guide Binding Screw</b> for 46K34 Machine ... ..     |
| 95394 | 1403  | <b>Thread Guide</b> (for cover plate) for 46K35 Machine ... .. |